



TRAINING SCHEDULE



2023-2024

CONTACT US

MAIN LINE
320-384-7093

TRAINING CENTER DIRECTOR

Geoff Movoldext. 1015

OPERATIONS MANAGER

Equipment day training
Greg Adamsonext. 2002

APPRENTICESHIP COORDINATOR

Steve Tuhy 320-385-0019

ENROLLMENT/REGISTRATIONS ADMIN

Tammi Stanleyext. 1021

CAREER NAVIGATOR

Akeethia Lloyd320-372-2033

RECEPTIONIST/CDL SCHEDULING

Denise Addison.....ext. 1010

CRANE DEPARTMENT HEAD

Ed Kilbyext. 2005

GRADING/EXC DEPARTMENT HEAD

Jeff Tippelt.....ext. 1040

HEALTH/SAFETY DEPARTMENT HEAD

Matt Olsenext. 1017

CDL DEPARTMENT HEAD

Travis Wolfe.....ext. 1018

APPRENTICESHIP DEPARTMENT ADMIN

Susie Foreext. 1014

CRANE DEPARTMENT ADMIN

Kim Hazelip.....ext. 2001

UNION DUES

local49.org/memberlink



**LOCAL 49 APPRENTICESHIP
& TRAINING CENTER**
40276 Fishtail Road
Hinckley, MN 55037

WELCOME

Brothers and Sisters, welcome to the 2023-2024 Training Center Course schedule. We, at the Training Center, are proud to be part of the future you are creating for yourself through your commitment to continuous improvement. Consistent training helps build the skills that are necessary for personal growth and professional advancement. I personally want to see you achieve both.

Our instructors are here to offer you all the components necessary for you to realize your success, by explaining concepts from experience, demonstrating how to do the task safely, then putting you in the seat to your future. They are all proud to be that somebody to "Help". There are no short cuts or tricks to becoming an operator. The secret to any new

skill development is the application of knowledge repeated consistently over time. Remember, there is no limit to how many times you can use your Training Center. It's up to you take advantage of it. We feel fortunate to have the contractor and vendor relationships that continuously provide the equipment necessary to enhance our curriculum, the facilities and faculty that enrich the training and for the individuals that continue to expand the membership of Local 49. We are truly grateful for the opportunity to serve as your Training Center staff and look forward to seeing you all in the coming year.

In Solidarity,
Geoffery Movold
Training Center Director

OUR MISSION

At Local 49 Training Center, our mission is to instruct, educate, mentor and give guidance to our members so they may have the knowledge, skill and experience to become the most qualified, safety-oriented union workers in the construction industry.



9 GRADING & EXCAVATION



15 UNDERGROUND & UTILITIES



17 CRANE



21 HEALTH & SAFETY



FIND YOUR COURSES



27 MEMBER EDUCATION



29 ONLINE



31 SPECIALTY



36 COURSE SCHEDULE

A NOTE ON PREREQUISITES

To take a Level II or higher course, the member must first pass the written evaluation and hands-on evaluation of the Level I course. This can be done one of two ways:

- Take the full Level I course.
 - Put down a \$50 deposit to take only the Level I evaluation.
- The deposit will be returned if you

successfully pass the evaluation. If you do not pass, the money will be held in an account that will only go to directly benefit the membership. We suggest that only journeymen attempt to take the evaluation without taking the associated coursework.

Any other special prerequisites for a course will be listed before the course description.

Course descriptions are listed in their sections. Course dates are listed on page 36.

GENERAL INFORMATION

Course Registration

We will continue to use MTP (Member Tracking Program) to register for classes. This program keeps track of past and future training classes for each member. One of the features of this program includes a web module for members and business agents to log in and access training records, including certifications. If you forget your MSHA or OSHA card and can't get onto a job site, you should be able to access your record online through MTP. If you have any certifications that aren't uploaded into MTP, bring them with you to training and a staff member can put them into the system. This website is also available in an app for your phone.

Instructions for Registering

In an attempt to reduce no-shows, members will only be allowed to register for equipment classes thirty-days in advance of a class. You will see the entire schedule in this book, so keep track of the classes you would like to attend. Registration will open at 2:00 pm October 1st. Subsequently, registrations will open the 1st Sunday of the month, prior to the next month's equipment classes. For example, registration for all December classes will open on Sunday, November 5th at 2:00pm. For health and safety classes, registration will open October 1st and remain open. If a safety class is full, be sure to register for another session or get on the waitlist.

Go to: local49training.org (or use the MTP app on your phone!)

Click on: "My Portal"

Select "Class Registration."

You will log in by entering either your union registration number or social security number. The program has pre-assigned your password as the last four digits of your social security number. You can either leave it as is, or change it to your desired password. Once logged in, you will answer a few basic questions and hit "submit." You will then have the ability to click on tabs for your training records, classes attended, and class registration. Click on "Class Registration" to sign up for new classes. Our staff will process pending entries on a first come, first serve basis assuming the member is eligible to attend training and meets the criteria for the class. Once processed, your classes show as "Enrolled" or on a course waitlist if that session is full. Check your MTP for your confirmed schedule.

Equipment Waitlist Information

When registering for a class that is full, you will be given the option to add your name to the waitlist only for the session you registered for. Should we have a cancellation, you will be called and given the opportunity to fill the seat.

Zoom trainings

Zoom training is a benefit we offer to the membership. It is the Training Center's policy that your camera must be on through the duration of your zoom class. **That being said, if it comes to our attention that you are on the Zoom training while at work, while driving, or participating in any other unsafe act, you will be promptly removed and no credit will be given for the class.**

We appreciate your adherence to these policies.

Safety is our #1 priority!

Per diem

Per diem and reimbursements can be paid two ways. Direct deposit is the preferred method. Remember to bring your banking account number and routing number with you to training. If you prefer, paper checks can be mailed. Please note that checks can take 2-5 weeks to reach members.

To be eligible for per diem, the following conditions apply:

- You must be a member of Local 49 in good standing (your dues must be up-to-date).
- The employer or contractor you work for must pay into the training fund. Any exceptions to this will be up to the discretion of the Training Director.
- If you are on your employer's payroll while attending class, you are not eligible for per diem.

There will be no per diem for one-day classes, including day training. If the above criteria are met, per diem and hotel reimbursement will be paid as follows:

- * For members who qualify for hotel reimbursement; hotel is paid one night for each day of training you attend. ie: 4-day course covers 4 nights hotel.

Mileage is calculated by Google Maps' driving miles one way from the address we have on file.

0-49.9 Driving Miles: \$20/day per diem only (no receipt needed)

50-74.9 Driving Miles: \$20/day per diem + \$20/day gas reimbursement (no receipt needed)

75+ Driving Miles:

Option 1: \$20/day per diem + \$20/day gas reimbursement (no receipt needed)

Option 2: \$20/day per diem + up to \$70/day hotel (itemized receipt required)

150+ Driving Miles:

Option 1: \$20/day per diem + \$20/day gas reimbursement (no receipt needed)

Option 2: \$20/day per diem + up to \$70/day hotel (itemized receipt required) + \$30 for gas reimbursement.

Per Diem is NOT paid for make-up days or days the individual is late or leaves early.

There will be NO work excuses for school absenteeism.

Transportation problems are not an acceptable excuse for absenteeism and/or tardiness.

Public sector employees

Public Employee training consists of three phases. All training takes place in September and October. Registration is done through your employer. If you are an employer and did not receive our flyer regarding Public Employee Training, please call the Training Center and we will add you to the list.

International Training, Crosby, Texas

If there are classes not offered here that you are interested in, the International Training and Education Center in Crosby, TX may have what you are looking for. To look through their course catalog go to <https://iuoe-itrs.org/>. If you have any questions regarding training at the International, please call the Training Center. We request that you exhaust our training options with Local 49 prior to signing up for classes in Texas. Look for offerings of advanced crane classes; we suggest you take these at the International Training Center.

Day training

We offer day-training on all of our equipment when we are not in the midst of the training season. Whether you are rained out, it's a slow start to the season, or you have a day off, we will do our best to schedule you in. Day training will tentatively start in May and go through the end of October. Call the Training Center and we will do our best to accommodate you depending on equipment and instructor availability. Per diem eligibility as stated above.

FOR APPRENTICES ...

Welcome to the 2023-2024 training season! Take the opportunity this winter to get in a lot of training hours. Apprentices are given first opportunity to register for classes starting at **8:00 am October 1**. There are certain mandatory trainings you must attend as 1st year apprentices. Please reference the charts on the next page to see which classes are recommended for 2nd and 3rd year apprentices.

The more equipment you can operate, the more valuable you are as an employee. For those of you closing in on your training hours required to graduate, make every attempt to get it done *this* season! The next page contains a list of classes to take during your 1st, 2nd, and 3rd years as an apprentice.

Feel free to reach out to a Career Navigator or myself with any questions or concerns regarding your apprenticeship.

Steve Tuhy
Apprenticeship Coordinator
320-385-0019

Hello and welcome, all apprentices!

Last year I joined the Local 49 Training Center as the Career Navigator. I help with outreach and recruitment, connect under-represented populations and high school graduates to opportunities in the industry. I'm also here to help you navigate through your apprenticeship.

Now that the training season is here, I want you all to remember the goals you have set for yourselves and take as many classes as you can to prepare for the next work season. Remember, there's no better investment than the investment in yourself. Reach out if you need anything.

Have a safe training season.

Akeethia Lloyd
Career Navigator
320-372-2033

REMINDERS

Dues: Dues can be paid monthly, quarterly, or yearly. If your dues are delinquent, you become suspended by Local 49; therefore, you are not supposed to be working on a union jobsite. If a Business Agent comes on site and you are suspended, you will either be asked to pay on the spot, or you will have to walk-off the job.

Timecards: Due Weekly. For every 1,500 hours worked and 108 training hours it is a 7.5% raise.

Training Hours: Apprentices need to complete their required training hours for their program before they reach their on-the-job work hours. An apprentice whose training hours are incomplete may be up for review and subject to suspension or dismissal.

Contractor/Sponsor: Apprentices are required to work for the contractor to whom they are sponsored/dispatched through. Changing employers is not allowed without prior approval of the Apprenticeship Coordinator and the employer. Apprentices who are on the out-of-work list may be requested by an employer. Questions about changing employers should be brought to the apprenticeship coordinator.

Address & Phone Number: Update your phone number, address and email address on MTP. If we do not have your correct contact information, we cannot inform you of any issues that may arise.

Responsibility: Show up to the jobsite on time and be respectful of your supervisors and coworkers. Remember, if this was your company, what kind of work ethic would you expect from your employees?

Out of work: Once you get laid off you need to put yourself on the Out of Work list for unemployment and timecard purposes. Per contract, you need to re-up your name every 31 days. It is recommended to re-up weekly, so you don't forget. Apprentices need to notify the apprenticeship department when you return to work, in order to be dispatched

Apprentices are required to take 144 hours of related training at the Training Center for every 2,000 hours of on-the-job-training per the apprenticeship standard. This guide shows what classes apprentices should take at the Training Center during their apprenticeship. Training is on a first-come, first-serve basis, so all apprentices need to sign up for the appropriate classes as soon as possible!

YEAR

COURSES

1

0 – 174 Related
Training Hours

Mandatory Courses

- Signaller Theory (online): **4hrs**
- Rigger Theory (online): **4hrs**
- General Machine Maintenance (In-person or online): **40hrs**
- Grade Stakes, Layout, and Plan Reading: **40hrs**

- MSHA New Miner: **24hrs**
- OSHA 10: **10hrs**
- Know Your Union: **4hrs**
- Forklift Training: **8hrs**
- Foreperson's Choice *(Equipment class): **40hrs**

Total Hours: 174

2

174 – 288 Related
Training Hours

Recommended Courses

- Introduction to Cranes(online): **8hrs**
- MSHA Refresher (Zoom or in person): **8hrs**
- Hazwoper 40hr, Asbestos Initial, or Class A CDL Endorsement: **40hrs**
- Competent Person Awareness, Pipelayer Certification, or Confined Space: **8hrs**

- Level I or Level II Equipment Course: **40hrs**
- Foreperson's Choice *(Equipment class): **40hrs**

Total Hours: 144

3

288 – 432
Related Training Hours

Recommended Courses

- MSHA Refresher: **8hrs**
- GPS Emulator (online): **4hrs**
- Elective: **40hrs**

- Elective: **40hrs**
- Foreperson's Choice *(Equipment class): **40hrs**

Total Hours: 132

* Foreperson's Choice includes: Any hands-on equipment training, welding or crane operations.

POLICIES AND USAGE INFORMATION

Dress Code:

All members using the training facility must wear a shirt with sleeves (long or short), full length pants, and work boots. Be prepared to go outside for all of your classes, including safety classes, and dress accordingly (**hats, gloves, jackets, safety glasses and other winter-wear**).

Personal Protective Equipment(PPE):

All members attending an equipment class must wear a hardhat, safety vest and boots. Safety glasses and hearing protection are recommended. The Training Center has a limited supply of hardhats and safety vests available for members to use. Bring your own PPE if you have it..

Classroom Policies:

Treat instructors and other students with respect. Show up on time and ready to learn. Carelessness, lack of interest, lack of attention, or lack of cooperation will be cause for dismissal.

Attendance:

There is a \$100 fee for not showing up to any class you are enrolled in.

If you repeatedly fail to report to classes

you are enrolled in, you may lose your training privileges for the remainder of the training season.

You must cancel one week prior to your scheduled class by calling the Training Center.

If there are extenuating circumstances causing you to miss class, it will be up to the discretion of the Training Director if you are charged the fee.

Transporation problems are not an acceptable excuse for absenteeism and/or tardiness.

Prerequisites:

If there are any fees, paperwork or other eligibility requirements associated with a specific training program, it must be taken care of prior to the start of class.

Drugs and Alcohol:

The use or possession of alcohol or drugs on the Local 49 Training Center property and grounds will not be tolerated. Students who are found using controlled substances, or who appear impaired, will be dismissed from training. If students are unfit to leave on their own accord, their emergency contact or local EMS will be called.

Non-Discrimination and Anti-Harassment Pledge:

The Training Center will not discriminate against apprenticeship applicants, apprentices or journeymen based on race, color, creed, religion, national origin, sex (including pregnancy and gender identity), age, marital status, status with regard to public assistance, familial status, sexual orientation, genetic information, or because they are an individual with a disability. We believe and support the policy that all persons have the right to attend school in an environment free of harassment of any kind. Students, instructors or any other persons affiliated with this school who have a complaint of harassment should direct that complaint to the Training Director, if circumstances permit. If this does not render a satisfactory resolution, the harassed party may also contact any member of the Board of Trustees. Names and contact information of Board members is available upon request.

GO TRAIN ME FUND

Thanks to the generous donation of Fran Doering's family, the Training Center now has a fund available for Local 49 members experiencing hardship that affects their ability to come to training. Whether you need a new pair of boots, or a hotel stipend so you can train, there is now a fund available to help you! To be considered for the fund, ask to fill out the application at the Training Center!




GRADING & EXCAVATION

- | | | |
|--------------------|--------------------|------------------------|
| 1. Small Equipment | 4. Tractor Backhoe | 7. Blade |
| 2. Loader | 5. Off-Road Truck | 8. Scaper |
| 3. Excavator | 6. Dozer | 9. GPS Machine Control |

Dirt equipment classes are moving to 4/10 schedule!

You asked for more seat time in the equipment and the Training Center delivered. This winter, dirt equipment classes are going to a 4/10 schedule, starting at 7:00 am to 5:00 pm. Remember this when making hotel arrangements. This will also give you the opportunity to take a safety class refresher on Friday to complete your week of training.



Small Equipment I

This course will give you a basic understanding of skid loader maintenance and operating methods. Members will work on entry-level projects, with introduction to grades and stakes, while learning to operate this equipment safely in tight areas.

Small Equipment Advanced (II)

Prerequisite: Small Equipment I and Grades & Stakes, Layout & Plan Reading

Intermediate operators will develop grading techniques on more advanced projects, while utilizing your staking and grading knowledge to complete tasks.

Loader I

This class is designed to give the member basic knowledge of loader operations. Members will focus on machine inspections, proper maintenance and safe starting and stopping procedures, with an introduction to stockpile management, grading and material handling.

Loader II

Prerequisite: Loader I

Intermediate loader operators will fine-tune their loader skill set. Members will use different attachments, while operating in tighter areas. The class will advance your grading techniques, material handling, backfilling and efficient stockpile management.



Excavator I

This class will give you a basic understanding of how to safely operate an excavator. We will focus on walk around inspection, proper greasing, starting, and stopping techniques. In the field, we will work on how to safely, smoothly, and efficiently dig and backfill various OSHA approved trenches.



Excavator Advanced (II & III)

Prerequisite: Excavator I and Grades & Stakes, Layout & Plan Reading

Projects will be built individually or as a group, training intermediate and advanced excavation methods and techniques specific to the excavator. Performing grading for cuts and fills with emphasis on safe and efficient operation. Setting up grade rods and the use of lasers will be part of this course.



Dozer I

Members will learn the basics of operating, maintenance, and safety procedures with an understanding of dozer theory and methods of operation. Backfilling and grading projects will be performed.

Dozer Advanced (II & III)

Prerequisite: Dozer I and Grades & Stakes, Layout & Plan Reading

With a good understanding of operations and grade basics, projects will be built individually or as a group, training intermediate and advanced methods and techniques specific to the dozer. Performing grading for cuts and fills to industry standard tolerances, with emphasis on safe and efficient operation. Setting up grade rods and the use of lasers will be part of this course.

Blade I & II

Intro to Blade Operations

Prerequisite: Pass any Level 1 Grading/Excavating course

You will be introduced to the very basics of how to operate a blade, with a focus on the basics of the machine controls, moving material and rough grading.

Level I

Prerequisites: Pass a Level 2 Dozer or Excavator course or Intro to Blade and pass Grades & Stakes, Layout & Plan Reading

Skills taught in Level I are necessary for becoming an “entry-level” blade operator. Grading, planning ahead to move material, and making windrows will be the skills taught in this course

Level II

Prerequisite: Pass Level 1 Blade

Students will read grade stakes and be expected to perform grading to a professional level. Grade control will be introduced in class. “Real life” experience operating a blade and knowledge of grades & stakes will be helpful in this course.

Off-Road Truck

New operators and apprentices will likely start their career operating an Off-Road Truck. Off-road truck operators are in high demand and play an important role on a work site as they efficiently transport material. This 2-day class will cover safety, maintenance, and basic operations. Off-road operators will assist other equipment classes in completing various projects and industry-related tasks.





Tractor Backhoe

This class will teach members techniques to maneuver and dig in open areas and around obstacles. Various operations of backfilling and loading with the front bucket will be taught. Members will be introduced to using a utility locator along with digging around buried utilities.

Scraper

This course will give you an understanding of scraper maintenance and operating techniques. Working independently and as a group, members will learn to make level cuts and fills and the basics of moving bulk material.

GPS Machine Control

Prerequisites: Pass any Dozer I or Excavator I course and pass Grades & Stakes, Layout & Plan Reading

The GPS Machine Control class will spend time in the classroom understanding how we are able to use GPS for building jobsites, simulate how to navigate through the screens, as well as, plan reading to understand how GPS models are made. While operating machines, your classroom training will be applied to building models, just as you would on a job site. To obtain general emulator knowledge, sign up for our GPS Emulator Online course prior to attending your machine control class.



GPS Machine Control Advanced

Prerequisites: Pass GPS Machine Control

Efficiency, material management and accuracy will be the focus of this course. Members should be proficient in operating the dozer or excavator and have a basic understanding how to navigate the GPS system.



UNDERGROUND & UTILITIES

1. Sanitary Sewer
2. Underground Storm

3. Water Main
4. Directional Drilling

Prerequisites for underground and utilities courses: Grades & Stakes, Layout & Plan Reading, Pass a Level 1 Dozer, Excavator or Loader course. Excluding Directional Drilling (HDD). PPE is required and dress for the weather.

Sanitary Sewer

Members will dig an OSHA compliant trench, to install sewer pipes and structures using industry standard procedures. Understanding of the whole process will include pipe laying, trench box operations, hand digging, properly backfilling the trench and using hand signals. Digging around utilities may also be practiced.

Underground Storm Sewer

Members will dig an OSHA compliant trench to install concrete pipe and structures with a focus on safe handling of the materials. Understanding of the whole process will include pipe laying, trench box operations, hand digging, using hand signals and to properly backfill the trench.

Water Main

To install DIP pipe and a hydrant, with and without a trench box and utilities, members will dig an OSHA compliant trench to industry standards. Understanding of the whole process will include pipe laying, trench box operations, properly backfilling the trench, hand digging and the use of hand signals.



Directional Drilling (HDD)

There are no prerequisites for this course

Members will be introduced to the HDD (Horizontal Directional Drilling) part of the construction industry. Understanding drilling theory, basic drilling, drill mud characteristics, proper machine set up and HDD terminology. Members will spend time on the machine drilling and out front locating for the drill.



CRANE

1. Signaller Theory (online)
2. Rigger Theory (online)
3. Introduction to Cranes I (online)
4. Crane Operations I
5. Signaller CCO Certification
6. Rigger I CCO Certification
7. Introduction to Cranes II
8. Crane Operations II

CCO Process Overview

Call the Training Center to get online access specific to study materials for the crane(s) on which you would like to test, and to request information on the application process.

Local 49 Training Center CCO Reimbursement Policy

Candidates will be reimbursed after successful completion of the certification/re-certification if his or her employer is (or was) paying into the training fund on the candidate's behalf. The candidate must also be current on their union dues to qualify for reimbursement.

Candidates are responsible for any fees related to **retesting, late applications, and hotel costs related to any of the aforementioned reasons.**

Send a copy of CCO certification and receipt of payment to the Training Center for reimbursement (if you qualify).

Hotel/motel reimbursement is limited to the day before the review and the day before the test. See other lodging reimbursement criteria on page 5.

Intro To Cranes I (Online)

This course is the first step in becoming familiar with the crane industry. It consists of terminology, principles, limitations, and basic load charts. This course must be successfully completed prior to taking Introduction to Cranes II and Crane Operations I.

Intro To Cranes II

Prerequisite: Introduction to Cranes I (online)

This course will cover the OSHA and ASME crane regulations; there is no hands-on component to this course.

Exam Refresher dates

October 20	February 16
November 17	March 8
December 21	April 26
January 12	

RIGGER & SIGNALPERSON

Signalperson Theory Online

In this 4-hour course, fundamental signaling including proper use, terminology, and components of voice and hand signals will be covered. This is a great place to start if you want to know more about proper signaling. Grading and Excavation hand signals will be covered as well. This course is a self-paced online course.

Rigger Theory Online

In this 4-hour course, fundamental rigging terminology and rigging identification will be covered. This is geared towards anyone wanting to know more about rigging in the crane industry. This is a self-paced online course.

Rigger I & Signalperson Test Preparation

Rigger I is a CCO prep course for three days, and Signalperson is a CCO prep course for two days. These courses can be taken together or stand-alone. These courses will focus strictly on the CCO test for rigger and signalperson. It is suggested to take this course only if you have journeyman status and need to be CCO certified in rigger and/or signalperson. The first two days will cover selection and inspection of rigging equipment. There is little to no hands-on rigging practice, so rigging experience is very helpful. The fourth day will cover hand signals and voice signals. Practical exam testing for Rigger I will be on Wednesday, and testing for Signalperson will be on Friday.



CRANE

Crane Operations Level I & II

Crane Operations I

Prerequisite: Introduction to Cranes Online

Members will get seat-time in multiple cranes in this course. Curriculum consists of inspections, proper set-up, operating the crane, simple rigging techniques, picking, and other basic crane functions. This class will be held primarily outside, so come prepared for the weather.

Crane Operations II

Prerequisite: Crane Operations I

This course expands on topics covered in Operations I, including our A/T Crane. Members will have the opportunity to pick and fly the man basket, stand columns, perform blind picks, assembly, disassembly, and other practical applications.

Online Refresher Materials

Take advantage of our online content that includes load chart tutorials, ASME and OSHA standards, refresher slideshows, videos and much more. Call the Training Center ext 2001 to gain access to these options. Watch for more online content coming!

Specialty Crane Courses

Overhead Crane

This four-day class curriculum will cover principles, components, and operating techniques. An understanding of OSHA and ASME standards pertaining to overhead cranes, and hook time with our two 5-ton overhead cranes. The Spider Crane will also be available during this course.

Pile Driving

Students will be working side by side with other trades learning pile driving, sheeting, and lagging installation. Training will consist of learning the proper procedures of standing and laying down the hammer and leads, lofting and pile driving. Students will also learn how to properly put into place a sheeting wall, lagging wall, and simulate cofferdam installation with a vibratory hammer. A Training Center forklift qualification card is recommended.

Tower Crane

This course consists of hands-on and classroom applications. Members will utilize our Liebherr Hammerhead tower crane and our Potain self-erecting tower crane. Classroom instruction will cover principles of operation, limitations, assembly/disassembly, and regulations applicable to tower cranes. **This is a beginner class.** For more advanced coursework, look at courses offered by the International in Crosby, TX.

All-Terrain Hydraulic Crane

In this three-day course, explore the basic of All-Terrain cranes while using a Liebherr LTM 1160/2. Topics will include terminology, chassis operations, super-structure operations, crane assembly and disassembly, public road, and jobsite travel. This class primarily consists of hands-on instruction with some classroom time.

Forklift Training

In this one-day course, operators will take an OSHA compliant course that consists of classroom training and a knowledge test. After passing the knowledge test, students can call the Training Center at ext 2001 to schedule seat time and a 'hands-on' evaluation for forklift operators.

Forklift Advanced

Prerequisite: Forklift qualification card

In this three-day course, students will practice practical on the job scenarios.





HEALTH & SAFETY

1. Asbestos Initial Certification
2. Asbestos Refresher
3. Competent Person Awareness
4. Confined Space
5. CPR & First AID
6. Hazwoper 40 Hour Initial

7. Hazwoper 8 Hour Refresher
8. MSHA 24 Hour New Miner
9. MSHA Refresher
10. OSHA 10
11. OSHA 30
12. Pipelayer's Certification

Asbestos Initial Certification

The Minnesota Department of Health and OSHA require anyone who works with, disturbs or has the potential to be exposed to asbestos, be trained and certified for those activities. Asbestos exposure can happen during demolition, excavations, underground utility work, and some highway projects. If the soils, pipes, structures or vaults contain asbestos contaminants, the operator must be certified by the Minnesota Department of Health before disturbing the material. Asbestos classes will give operators a broad overview of the risks, precautions, regulations and required procedures involved in asbestos abatement. Classes will include hands-on activities that are mandatory as per the Minnesota Department of Health.

Supervisor Initial: The supervisor initial certification is a five-day course, and is meant for foreman, supervisors, or if your employer requires it for advancement.

Worker Initial: The worker initial is a four-day course designed to give you a broad overview of risks and precaution to take while working around asbestos.

Initial training will take place at the Best Western Country Inn
4940 N. Hwy 61 White Bear Lake Mn 55110

Asbestos Refresher

Prerequisite: Asbestos Initial Certification

The Minnesota Department of Health requires an 8-hour refresher for members who want to maintain their asbestos certification as either a supervisor or worker. The refresher will review the regulations, procedures, PPE, disposal and go over any changes that have occurred within the asbestos industry in the last year. If a member goes one year past the date of expiration on their Minnesota Department of Health asbestos cards, you must retake the initial 40-hour class to work around asbestos.

Competent Person Awareness

Every year, workers are trapped, hurt and too often killed in trench accidents. Understanding soil mechanics, worker protection practices, and safety procedures will make you a safer operator and help you protect your fellow workers who are working in a trench. This course covers common sense, personal responsibility, and what an operator needs to know to be safe in trenches. Learn to help operators recognize excavation hazards and gives students the tools and knowledge to eliminate or mitigate these hazards. It's suggested that anyone taking this course follow-up with a refresher course every three years.



ALL SAFETY CLASSES START PROMPTLY AT 7 AM OR 8 AM. LATE ARRIVAL WILL RESULT IN HAVING TO RESCHEDULE YOUR TRAINING.



Confined Space

Federal OSHA 1926 Subpart AA requires all employees working in or around a confined space to acquire the understanding, knowledge, and skills necessary to safely perform the duties to which they are assigned. This training must be taken before you are first assigned duties as an entrant, attendant, or entry supervisor.

This course will cover confined space Federal OSHA regulations. Participants know the difference between confined space and permit-required entry confined space. You will learn rescue service, retrieval systems, testing and the volume of air required for safe entry. Entering and non-entry rescue procedures with use of the tripod will take place in this class. Participants should dress for the weather, bring gloves, and knee pads (if needed) for the hands-on portion of the class. PPE is Required (Hard hat, Safety glasses, High-Viz vest or jacket, Boots)

CPR & First AID

CPR/AED with basic first aid is a one-day class. Certification is good for two years. All classes are conducted by a National Safety Council certified instructor. The National Safety Council will certify those who successfully complete the requirements of the course. If you are enrolling in a MSHA New Miner class, DO NOT take this class; it is identical to what you will receive during your MSHA training, it will not be accepted as a substitute to get out of the third day of new miner class.

HAZWOPER 40-Hour Initial

OSHA requires that any person who will be working on a designated hazardous waste site must have a current Hazardous Waste Operations and Emergency Response (HAZWOPER) certification. This class will certify a member as a General Site Worker in accordance with 29 CFR 1910.120(e)(3) & 1926.65(e)(3) HAZWOPER standards.

This class will discuss the potential hazards to which workers could be exposed, the PPE required to protect yourself from those hazards (to include different levels of ensembles for HAZMAT suits), decontamination methods, and emergency response that involves hazardous waste. PPE is Required (Hard hat, Safety glasses, High-Viz vest or jacket, Boots)

HAZWOPER 40-Hour Initial – Hybrid

This course starts with a self-paced online course, that you will register for. Upon completion of the online course with a score of 90% or better, **members MUST contact the Training Center** to schedule one day of hands-on training to complete the course. Hands-on training must be completed within 60 days of completing your online training. OSHA requires that any person who will be working on a designated Hazardous Waste site must possess a current Hazwoper certification. This course will certify you to a Level B Hazmat worker in accordance with the OSHA 1910.120 & 1926.85 Hazwoper Standards

HAZWOPER 8-Hour Refresher In Person or Online

Prerequisite: 40 Hour Hazwoper

If you have taken the initial 40-Hour HAZWOPER training, you will need to take an annual 8-hour refresher class every year to stay current. You must have a current HAZWOPER certificate or proof of current refreshers if you will be working on a job site that is contaminated with hazardous waste. You must come to class with proof of completing a 40-Hour HAZWOPER initial training that is compliant with 29 CFR 1910.120 & 1926.65 HAZWOPER standards to receive a refresher certificate. This class will discuss any new developments or equipment updates that would potentially expose you to hazards on a job site. It is a brief overview of the topics discussed in the 40-Hour initial class.





MSHA 24-Hour New Miner

MSHA requires all operators who work at mines, quarries or sand and gravel pits to receive 24 hours of training. Mandatory MSHA topics, **including a site tour** of a local mine and CPR/AED/First Aid will be covered. **PPE is Required (Hard hat, Safety glasses, High-Viz vest or jacket, Boots)**

Note: This training will count toward the Part 46 training requirements, however, your contractor will need to complete the required training documents.

MSHA Refresher

Prerequisite: MSHA 24-Hour New Miner

This class is an annual MSHA requirement for all miners if you are going to be working on a mine site. Refreshers will be eight hours in length, as mandated by MSHA regulations. All members taking the MSHA refresher must have first attended a three-day new miner. Note: This training will count toward the Part 46 training requirements, however, your contractor will need to complete the required training documents.

If you attend a MSHA Refresher on Zoom, MSHA requires that your camera is on through the duration of the class. See pg 4 for zoom training policies.

OSHA 10 (In-Person or Online)

The OSHA 10-hour program is intended to provide instruction on construction industry safety and health topics and introduce members to the OSHA 1926 Construction Industry Safety Standards. This course will help members identify the common causes of accidents and fatalities in hazardous areas of construction. Upon completion of this course, members will have their credentials mailed to them as soon as the Training Center receives them from OSHA. Taking this course will give operators the credentials they must hold as per the Labor Agreement.

There are some online options for this course; they must be taken through an OSHA Authorized Online Outreach Training Provider. The most inexpensive option is CareerSafe for \$59. You can go to careersafeonline.com for more information. Make sure you take the OSHA 10-Hour for the Construction Industry. Upon completion, send a copy of your OSHA card and receipt to the Training Center. You will be reimbursed for the cost of the course, and your record of training will be added to your portal for future reference. If you have questions regarding online OSHA classes, call the Training Center. Lost cards from training completed not through Local49 cannot be replaced by Local 49.

OSHA 30

Apprentices must get approval from Apprentice Coordinator to enroll in OSHA 30

The OSHA 30-hour construction outreach training program is intended to provide training on a variety of OSHA 1926 topics and is something that would only have to be taken one time. The focus of this course is usually towards members who have safety or supervisory responsibility on job-sites. Training will emphasize hazard identification, competent person requirements, hazard avoidance, risk control and injury prevention. If your employer requires you to have this certification for advancement, then this is the class for you.

Pipelayer's Certification

In this course, members will receive their pipelayer's card. Topics covered will include MN plumbing code, dig permits, MNOSHA compliance forms, understanding locator marks, and various pipe configurations. Additional safety topics including silica awareness will be covered.



MEMBER EDUCATION

1. Know Your Union


2. Pipeline Steward Training

Know Your Union

This class is designed for apprentices, operators new to Local 49 and journeyworkers looking to learn more about their union.

Topics of discussion will include health and pension benefits, Right to Work and the difference between union and non-union contractors. We will discuss Public Works projects and the Davis-Bacon Act.

Get to know more about TEAM and the benefits they provide as part of your healthcare package. TEAM can help with mental health issues, legal issues, chemical dependency and more.



Pipeline Steward Training

This two-day class will cover the role and duties of the pipeline steward as it relates to the pipeline industry. It will cover in-depth contract and interpretation study, including how to handle situations and grievances that may be encountered in the project, as well as learning proper union-employer relations.



ONLINE COURSES (SELF-PACED)

1. General Machine Maintenance
2. Mobile Crane Study Material
3. Introduction to Cranes

4. Cranes in Construction
5. FAA Test Preparation
6. GPS Emulator

General Machine Maintenance

This course covers the basics of the Powertrain systems, Hydraulic systems, Electrical systems, and Fluids systems involved with common construction equipment. Members will learn what to look for during a machine inspection for safety and operational defects. **This course is offered self-paced online OR in person.**

Mobile Crane Study Material

Take advantage of our online content that includes load chart tutorials, ASME and OSHA standards, refresher power points, videos, and much more. Please call the Training Center to gain access to these materials. Watch for more up and coming online content! Please call the Training Center, ext 2001, to gain access to these materials.

Introduction to Cranes

This course is the first step in becoming familiar with the crane industry. It consists of terminology, principles, limitations, and basic load charts. This course must be successfully completed prior to taking Introduction to Cranes II and Crane Operation I.

Cranes in Construction

This class is designed to familiarize students with the many types of cranes found in the industry, along with the responsibilities of crane operators and oilers who run them.

FAA Test Preparation

In this course, members will prepare to take the FAA test to receive their license to operate a drone. Before flying a drone, a person must first get their FAA license. This class is intended to prepare members for the FAA unmanned drone test.

GPS Emulator

In this course, students will get an in-depth look into the GPS control box. Students will learn how to navigate the machine interface, transfer files between equipment, and perform basic troubleshooting. This class is recommended prior to attending a GPS Machine Control course



SPECIALTY COURSES

- | | |
|--|-----------------------------------|
| 1. Curb Machine | 7. Hydro Vac Truck |
| 2. Class A CDL Endorsment | 8. Milling and Reclamation |
| 3. Lowboy Training | 9. Post Pounder |
| 4. Grades & Stakes, Layout & Plan Reading | 10. Welding |
| 5. Grades & Stakes Refresher | 11. Paving Operations |
| 6. GPS Rover | |



Class A CDL Endorsment

Prerequisites: Valid Class A Permit, Current DOT Health card, ability to pass a drug test

CDL training is an intensive, fast-paced 6-day course for obtaining your Class A CDL license. FMCSA rules and regulations, cell phone usage, commercial vehicle registration, DOT compliance, safety and accountability are some of the topics covered. All backing techniques, simple load securement and what is required to pass a pre-trip inspection will be taught by experienced CDL instructors. On the final day of the CDL Course Minnesota members will test on site with a third-party instructor. Out-state members, please call for further information.

Lowboy Training

Prerequisites:

- Valid Non-Prohibited Class A License, without an automatic restriction
- Current DOT Health card
- Ability to pass a drug test

In this 2-day class members will work one-on-one with the instructor learning to pull permits, load equipment, load placement and securement, driving with weight behind you, how to chain WLL (Working Load Limit), bridge heights and road weight restrictions, and meeting DOT requirements. PPE and gloves are required. Dress for the weather and before you come, review your pre-trip skills. Members are required to pay all fees for MVR, Clearinghouse Query, and drug testing, if applicable.

For questions and scheduling your Class A Endorsement or Lowboy training, contact Denise at 320-384-7093 ext 1010.

STEPS TO GET YOUR CDL

1. Obtain a CLP (Commercial Learner Permit)
 - Go to the Minnesota Commercial Drivers Manual. Read and study the online manual for class A with air brakes. After studying the manual, go to your local DMV office and take the CLP knowledge test with combination vehicle and air brakes. When you pass, you will receive your class A permit. If you don't pass, study the manual again and retake the test. **We do not provide training for CLP Knowledge test, you will need to complete this step on your own.**
2. Get a DOT Health Card.
 - Call your clinic and schedule an appointment to get a DOT physical. When you pass your physical exam, you will obtain a DOT Health Card.
3. Fill out the MVR (Motor Vehicle Report) & Clearinghouse Query Consent Form
 - Fill out the attached Motor Vehicle Report and Query Consent. The MVR costs \$20.00, and Clearinghouse Query check is \$1.25 that you are required to pay when you come to the Training Center for your Load Securement Class.
4. Pass a DOT Drug Screening
 - If you are currently working for a company and enrolled in a DOT drug pool, you can ask your employer to write a letter on the company letterhead stating that you are enrolled in the company's DOT drug pool. This will save you having to do a drug test and getting enrolled in the Training Center's drug pool for the time you will be training. (Attached is an example of a Sample drug pool letter) If you are not part of a DOT Drug Pool, the Training Center will set up a drug screen near your location. It is your responsibility to cover the cost of the drug screen, which is \$57.00.
5. Email the following to cdl_dept@local49training.org with the subject line of "CDL PAPERWORK":
 - Copy of the front and back of your drivers license
 - Copy of your permit from the DMV (paper copy or hard copy)
 - Copy of your DOT Healthcard
 - Copy of your signed MVR & Clearinghouse Query Consent
 - If applicable, a letter from your employer stating that you are currently enrolled in the employer drug pool.

If any document listed above (with drug pool letter if applicable) is not received, your application is incomplete, and training will not be scheduled. You will receive an email listing missing documentation.

*** Fees subject to change.**
6. The Training Center will contact you
 - Once your email with the requested information from step 5 is received, the Training Center will reach out to you and schedule your behind the wheel time and your drug test if necessary. You will also be enrolled in CDL Prep 2 days before your behind the wheel training, the online portion of CDL training needs to be completed before you arrive for your behind the wheel training.
7. Complete the Online CDL prep training
 - When you complete the online CDL prep training, email cdl_dept@local49training.org with the subject line CDL PREP COMPLETED to let us know you completed the online CDL prep. **You cannot do your behind the wheel training until you complete the online CDL Prep training.**

***If you fail your drug test, your MVR comes back with too many infractions, or your are prohibited in the Clearinghouse you will not be able to drive the Training Center trucks and the Training Center will call to inform that you have been removed from the CDL training schedule because you are not an eligible candidate.**

Post Pounder

Members will be introduced to the basics of post pounding for solar fields. The roles in the post pounding process include machine operation, hooking up piles, and running string line. If available, members will be introduced to using GPS on the Post Pounder.



Welding

Students are required to wear a long sleeve COTTON shirt, pants, and boots. If needed, welding gloves and hoods will be available.

This course introduces the student to the fundamentals of welding. It provides opportunities for hands on training in shielded metal arc welding (SMAW), gas tungsten arc welding (GTAW), gas metal arc welding (GMAW), and flux core arc welding (FCAW). Instruction will cover the safe use of a plasma cutter, oxyacetylene cutting torch and various grinders and saws. Members will learn proper set up and use of welding machines for flat/horizontal positions and out of position welding techniques. This is a training course only, currently we do not offer a welding certification.



Paving Operations

In this week-long course, paving techniques will be covered. Topics will include paver operations, paver maintenance, rolling techniques and roller maintenance, and troubleshooting issues in paving operations.

Hydro Vac Truck

In this two-day course, students will learn the basics of hydro-vac truck operations. These jobs require the wearing of a rain suit and proper PPE. Dress accordingly. A local company will provide the rig and instructors.

If you want to drive the truck, a CDL is required.

Milling and Reclamation

Students will be taught skills needed to operate and repair the latest milling and reclaiming machines on the market. The class will include a classroom portion and hands-on training in real-world scenarios.

Curb Machine

Members will be introduced to the controls and sensors of either a Miller or Gomaco curb machine. Course activities will include a walk around inspection of the machine, moving the machine, setting multiple lines, installing sensors, setting up the machine, pre-trimming and loading and unloading the machine. Members will have the opportunity to lay concrete in this course.

Grades & Stakes, Layout & Plan Reading

Your instructor will prepare you for common field vocabulary and abbreviations related to grade/stakes. Members will become knowledgeable in conversions, relevant field layout, staking, grading and plan reading. Journey workers are encouraged to sign up for this course.

Grades & Stakes Refresher

Prerequisite: Pass Grades/Stakes Level I

This two-day course is geared towards apprentices and journeymen who may be moving up to an advanced equipment class and have passed Grades and Stakes Level 1 in the past. Brush up on your skills as we highlight required key information without retaking the 40-hour initial class.

GPS Rover - Trimble

Prerequisite: Grades & Stakes, Layout & Plan Reading

This course will cover essential functionality of creating sites and work orders, importing and exporting of files, site calibrations, site topography with field volumes, setting and programming base stations, and relative field staking.

GPS Rover - Topcon

Prerequisite: Grades & Stakes, Layout & Plan Reading

This course will cover essential functionality of creating projects, importing and exporting of files, site localizations, site topography with field volumes, setting and programming base stations, and relative field staking.



COURSE SCHEDULE

LEVEL 1 GRADING AND EXCAVATION

Class Hours 7am-5pm, four days

Introduction to Blade (p. 12)

Session 1	Dec 4-7
Session 2	Dec 11-14
Session 3	Dec 18-21
Session 4	Mar 4-7
Session 5	Mar 11-14

Blade Levels I & II (p. 12)

Session 1	Mar 18-21
Session 2	Mar 25-28
Session 3	Apr 1-4
Session 4	Apr 8-11
Session 5	Apr 15-18
Session 6	Apr 22-25
Session 7	Apr 29-May 2

Dozer Level I (p. 11)

Session 1	Dec 4-7
Session 2	Dec 11-14
Session 3	Dec 18-21
Session 4	Jan 2-5
Session 5	Jan 8-11
Session 6	Jan 15-18
Session 7	Jan 22-25
Session 8	Jan 29-Feb 1
Session 9	Feb 5-8
Session 10	Feb 12-15
Session 11	Feb 19-22
Session 12	Feb 26-29
Session 13	Mar 4-7
Session 14	Mar 11-14
Session 15	Mar 18-21
Session 16	Mar 25-28
Session 17	Apr 1-4
Session 18	Apr 8-11
Session 19	Apr 15-18
Session 20	Apr 22-25

Excavator Level I (p. 11)

Session 1	Dec 4-7
Session 2	Dec 11-14
Session 3	Dec 18-21
Session 4	Jan 2-5
Session 5	Jan 8-11
Session 6	Jan 15-18
Session 7	Jan 22-25
Session 8	Jan 29-Feb 1
Session 9	Feb 5-8

Session 10	Feb 12-15
Session 11	Feb 19-22
Session 12	Feb 26-29
Session 13	Mar 4-7
Session 14	Mar 11-14
Session 15	Mar 18-21
Session 16	Mar 25-28
Session 17	Apr 1-4
Session 18	Apr 8-11
Session 19	Apr 15-18
Session 20	Apr 22-25

GPS Emulator (p. 30)

Self-Paced Online Course

GPS Machine Control Level I (p. 14)

(Dozer or Excavator)

Session 1	Dec 4-7	Trimble
Session 2	Dec 11-14	Topcon
Session 3	Dec 18-21	Trimble
Session 4	Jan 2-5	Topcon
Session 5	Jan 8-11	Trimble
Session 6	Jan 15-18	Topcon
Session 7	Feb 5-8	Trimble
Session 8	Feb 12-15	Topcon
Session 9	Feb 19-22	Trimble
Session 10	Feb 26-29	Topcon
Session 11	Mar 18-21	Trimble
Session 12	Mar 25-28	Trimble

Loader Levels I & II (p. 10)

Session 1	Dec 4-7
Session 2	Dec 11-14
Session 3	Dec 18-21
Session 4	Jan 2-5
Session 5	Jan 8-11
Session 6	Jan 15-18
Session 7	Jan 22-25
Session 8	Jan 29-Feb 1
Session 9	Feb 5-8
Session 10	Feb 12-15
Session 11	Feb 19-22
Session 12	Feb 26-29
Session 13	Mar 4-7
Session 14	Mar 11-14
Session 15	Mar 18-21
Session 16	Mar 25-28
Session 17	Apr 1-4
Session 18	Apr 8-11
Session 19	Apr 15-18
Session 20	Apr 22-25

Off-Road Truck (p. 12)

Session 1	Dec 4-5
Session 2	Dec 6-7
Session 3	Dec 11-12
Session 4	Dec 13-14
Session 5	Dec 18-19
Session 6	Dec 20-21
Session 7	Jan 2-3
Session 8	Jan 4-5
Session 9	Jan 8-9
Session 10	Jan 10-11
Session 11	Jan 15-16
Session 12	Jan 17-18
Session 13	Jan 22-23
Session 14	Jan 24-25
Session 15	Jan 29-30
Session 16	Jan 31-Feb 1
Session 17	Feb 5-6
Session 18	Feb 7-8
Session 19	Feb 12-13
Session 20	Feb 14-15
Session 21	Feb 19-20
Session 22	Feb 21-22
Session 23	Feb 26-27
Session 24	Feb 28-29
Session 25	Mar 4-5
Session 26	Mar 6-7
Session 27	Mar 11-12
Session 28	Mar 13-14
Session 29	Mar 18-19
Session 30	Mar 20-21
Session 31	Mar 25-26
Session 32	Mar 27-28
Session 33	Apr 1-2
Session 34	Apr 3-4
Session 35	Apr 8-9
Session 36	Apr 10-11
Session 37	Apr 15-16
Session 38	Apr 17-18
Session 39	Apr 22-23
Session 40	Apr 24-25

Scraper (p. 13)

Session 1	Apr 15-18
Session 2	Apr 22-25

Small Equipment Level I (p. 10)

Session 1	Dec 4-7
Session 2	Dec 11-14
Session 3	Dec 18-21
Session 4	Jan 2-5
Session 5	Jan 15-18
Session 6	Jan 22-25
Session 7	Jan 29-Feb 1
Session 8	Feb 5-8
Session 9	Feb 19-22
Session 10	Feb 26-29
Session 11	Mar 4-7
Session 12	Mar 18-21

Session 13	Mar 25-28
Session 14	Apr 1-4
Session 15	Apr 15-18
Session 16	Apr 22-25

Tractor Backhoe (p. 13)

Session 1	Dec 4-7
Session 2	Dec 11-14
Session 3	Dec 18-21
Session 4	Mar 11-14
Session 5	Mar 18-21
Session 6	Mar 25-28
Session 7	Apr 1-4

ADVANCED GRADING & EXCAVATION**Class Hours 7am-5pm, four days****Dozer Advanced (Levels II & III) (p. 11)**

Session 1	Dec 4-7
Session 2	Dec 11-14
Session 3	Dec 18-21
Session 4	Jan 2-5
Session 5	Jan 8-11
Session 6	Jan 15-18
Session 7	Jan 22-25
Session 8	Jan 29-Feb 1
Session 9	Feb 5-8
Session 10	Feb 12-15
Session 11	Feb 19-22
Session 12	Feb 26-29
Session 13	Mar 4-7
Session 14	Mar 11-14
Session 15	Mar 18-21
Session 16	Mar 25-28
Session 17	Apr 1-4
Session 18	Apr 8-11
Session 19	Apr 15-18
Session 20	Apr 22-25

Excavator Advanced (Levels II & III) (p. 11)

Session 1	Dec 4-7
Session 2	Dec 11-14
Session 3	Dec 18-21
Session 4	Jan 2-5
Session 5	Jan 8-11
Session 6	Jan 15-18
Session 7	Jan 22-25
Session 8	Jan 29-Feb 1
Session 9	Feb 5-8
Session 10	Feb 12-15
Session 11	Feb 19-22
Session 12	Feb 26-29
Session 13	Mar 4-7
Session 14	Mar 11-14
Session 15	Mar 18-21
Session 16	Mar 25-28
Session 17	Apr 1-4
Session 18	Apr 8-11

Session 19 Apr 15-18
Session 20 Apr 22-25

Small Equipment Advanced (Level II) (p. 10)

Session 1 Jan 8-11
Session 2 Feb 12-15
Session 3 Mar 11-14
Session 4 Apr 8-11

GPS Machine Control Advanced (p. 14)

(Dozer or Excavator)

Session 1 Jan 22-25 Trimble
Session 2 Jan 29-Feb 1 Topcon
Session 3 Mar 4-7 Trimble
Session 4 Mar 11-14 Topcon
Session 5 Apr 1-4 Trimble
Session 6 Apr 8-11 Trimble

UNDERGROUND & UTILITIES

Class Hours 7am-5pm, four days

Water Main (p. 16)

Session 1 Mar 18-21
Session 2 Mar 25-28

Sanitary Sewer (p. 16)

Session 1 Apr 1-4
Session 2 Apr 8-11

Underground Storm (p. 16)

Session 1 Apr 15-18
Session 2 Apr 22-25

Directional Drill I (p. 16)

Session 1 Jan 2-5
Session 2 Jan 8-11
Session 3 Jan 15-18
Session 4 Jan 22-25
Session 5 Jan 29-Feb 1
Session 6 Feb 5-8
Session 7 Feb 12-15
Session 8 Feb 19-22
Session 9 Feb 26-29
Session 10 Mar 4-7

CRANE

Crane Operations 1 (p. 19)

Session 1 Oct 30-Nov 3
Session 2 Dec 4-8
Session 3 Feb 5-9
Session 4 Feb 26-Mar 1
Session 5 Mar 18-22
Session 6 Apr 8-12

Crane Operations 2 (p. 19)

Session 1 Mar 25-29
Session 2 Apr 15-19

Crane Refresher (p. 18)

Session 1 Nov 17
Session 2 Dec 21
Session 3 Jan 12
Session 4 Feb 16
Session 5 Mar 8
Session 6 Apr 26

Introduction to Cranes I (Online) (p. 18)

Self-paced online course. Must be taken prior to enrolling in Introductions to Crane II.

Introduction to Cranes II (p. 18)

Session 1 Jan 8-12
Session 2 Mar 4-8
Session 3 Apr 22-26

Overhead Crane (p. 20)

Session 1 Nov 6-9
Session 2 Jan 22-25

Pile Driving (p. 20)

Session 1 May 6-10
Session 2 May 13-17

Rigger I & Signalperson (p. 19)

Session 1 Mar 12-14 Mandan,ND

Rigger I (p. 19)

Session 1 Nov 27-29
Session 2 Dec 11-13
Session 3 Jan 15-17
Session 4 Apr 1-3

Signalperson (p. 19)

Session 1 Nov 30-Dec 1
Session 2 Dec 14-15
Session 3 Jan 18-19
Session 4 Apr 4-5

Signalperson Theory & Rigger Theory (p. 19)

Self-Paced Online Course

Tower Crane (p. 20)

Session 1 Feb 19-23

All-Terrain Hydraulic Crane (p. 20)

Session 1 Apr 29-May 1

Forklift Training (p. 20)

Session 1	Nov 10	Zoom
Session 2	Nov 14	Rochester
Session 3	Dec 14	Zoom
Session 4	Jan 11	Zoom
Session 5	Feb 15	Training Center
Session 6	Feb 20	Zoom
Session 7	Mar 5	Zoom
Session 8	Apr 30	Zoom

Forklift Advanced (p. 20)

Session 1	Dec 18-20
Session 2	Mar 11-13

HEALTH AND SAFETY

To prevent jeopardizing our accreditation to train, if you are late OR leave early from a safety course, you will have to reschedule your class and certifications will not be given. No exceptions.

All Safety classes start at 8 am unless a time is listed next to the class session.

Asbestos Supervisor Initial Certification (p. 22)

Session 1	Jan 8-12	White Bear Lake
Session 2	Feb 26-Mar 1	White Bear Lake
Session 3	Mar 18-22	White Bear Lake
Session 4	Apr 22-26	White Bear Lake

Asbestos Worker Initial Certification (p. 22)

Session 1	Jan 15-18	White Bear Lake
-----------	-----------	-----------------

Asbestos Supervisor Refresher (p. 22)

Session 1	Jan 5	Minneapolis	7 am
Session 2	Feb 2	Training Center	
Session 3	Mar 8	Minneapolis	7 am
Session 4	Apr 5	Training Center	

Asbestos Worker Refresher (p. 22)

Session 1	Dec 8	Minneapolis	7 am
Session 2	Mar 22	Minneapolis	7 am
Session 3	Apr 12	Hinckley	

Competent Person (p. 22)

Session 1	Nov 21	Training Center
Session 2	Jan 24	Training Center
Session 3	Feb 5	Training Center
Session 4	Mar 18	Training Center
Session 5	Apr 23	Training Center

Confined Space (p. 23)

Session 1	Nov 16	Training Center
Session 2	Jan 23	Training Center
Session 3	Feb 1	Training Center
Session 4	Feb 6	Training Center
Session 5	Feb 8	Training Center
Session 6	Mar 18	Training Center
Session 7	Mar 26	Training Center

CPR & First Aid (p. 23)

Session 1	Nov 15	Training Center
Session 2	Nov 22	Mandan 7 am
Session 3	Dec 20	Minneapolis 7 am
Session 4	Jan 3	St. Cloud 7 am
Session 5	Jan 17	Fargo 7 am
Session 6	Jan 19	Virginia 7 am
Session 7	Jan 24	St. Cloud 7 am
Session 8	Jan 31	Rochester 7 am
Session 9	Feb 7	Mankato 7 am
Session 10	Feb 16	Training Center
Session 11	Feb 28	Rochester 7 am
Session 12	Mar 6	St. Cloud 7 am
Session 13	Mar 13	Bagley 7 am
Session 14	Mar 14	Training Center
Session 15	Mar 19	Training Center
Session 16	Mar 27	Training Center

Hazwoper 40-Hour Initial (In Person (p. 24)

Session 1	Nov 13-17	Training Center
Session 2	Dec 11-15	Training Center

Session 3	Jan 8-12	Training Center
Session 4	Feb 12-16	Training Center

Hazwoper 40-Hour Hybrid Final Day (p. 24)

Call to schedule, once you have completed the online course.

Session 1	Jan 15
Session 2	Feb 9
Session 3	Mar 22
Session 4	Apr 19

Hazwoper 8-Hour Refresher (p. 24)

Session 1	Nov 9	Grand Rapids 7 am
Session 2	Nov 13	Training Center
Session 3	Dec 6	Mankato 7 am
Session 4	Dec 15	Training Center
Session 5	Dec 19	Minneapolis 7 am
Session 6	Jan 5	St. Cloud 7 am
Session 7	Jan 11	Minneapolis 7 am
Session 8	Jan 16	Fargo 7 am
Session 9	Jan 18	Virginia 7 am
Session 10	Jan 19	Duluth 7 am
Session 11	Jan 23	St. Cloud 7 am
Session 12	Jan 30	Rochester 7 am
Session 13	Feb 6	Mankato 7 am
Session 14	Feb 20	Duluth 7 am
Session 15	Feb 23	Training Center
Session 16	Feb 23	Virginia 7 am
Session 17	Feb 27	Rochester 7 am
Session 18	Mar 1	Minneapolis 7 am
Session 19	Mar 5	St. Cloud 7 am
Session 20	Mar 12	Bagley 7 am
Session 21	Mar 13	Training Center
Session 22	Mar 15	Grand Rapids 7 am
Session 23	Mar 22	Virginia 7 am
Session 24	Mar 28	Training Center

MSHA 24-Hour New Miner (p. 25)

Session 1	Nov 20-22
Session 2	Nov 27-29
Session 3	Dec 18-20
Session 4	Jan 3-5
Session 5	Jan 8-10
Session 6	Feb 19-21
Session 7	Feb 27-29
Session 8	Mar 4-6
Session 9	Mar 19-21
Session 10	Mar 26-28
Session 11	Apr 15-17

MSHA 8-Hour Refresher (p. 25)

Session 1	Nov 7	Zoom
Session 2	Nov 8	Grand Rapids 7 am
Session 3	Nov 14	Training Center
Session 4	Nov 20	Mandan 7 am
Session 5	Nov 30	Training Center
Session 6	Dec 1	Zoom
Session 7	Dec 5	Mankato 7 am
Session 8	Dec 14	Training Center
Session 9	Dec 18	Minneapolis 7 am
Session 10	Jan 4	St. Cloud 7 am
Session 11	Jan 12	Minneapolis 7 am
Session 12	Jan 15	Fargo 7 am
Session 13	Jan 16	Training Center
Session 14	Jan 17	Virginia 7 am
Session 15	Jan 18	Duluth 7 am
Session 16	Jan 22	St. Cloud 7 am
Session 17	Jan 22	Zoom
Session 18	Jan 26	Training Center
Session 19	Jan 29	Rochester 7 am
Session 20	Feb 2	Zoom
Session 21	Feb 5	Mankato 7 am
Session 22	Feb 7	Zoom
Session 23	Feb 8	Mankato 7 am
Session 24	Feb 21	Duluth 7 am
Session 25	Feb 22	Training Center
Session 26	Feb 22	Virginia 7 am
Session 27	Feb 26	Rochester 7 am
Session 28	Feb 29	Minneapolis 7 am
Session 29	Mar 4	St. Cloud 7 am
Session 30	Mar 7	Zoom
Session 31	Mar 7	Minneapolis 7 am
Session 32	Mar 11	Bagley 7 am
Session 33	Mar 12	Training Center
Session 34	Mar 14	Grand Rapids 7 am
Session 35	Mar 21	Virginia 7 am
Session 36	Mar 29	Training Center
Session 37	Apr 3	Training Center
Session 38	Apr 4	Zoom
Session 39	Apr 18	Zoom
Session 40	Apr 22	Training Center

OSHA 10 (p. 26)

Session 1	Nov 6-7	Training Center
Session 2	Nov 21-22	Mandan 7 am
Session 3	Jan 25-26	Mankato 7 am

Session 4	Feb 14-15	Minneapolis 7 am
Session 5	Apr 1-2	Training Center

OSHA 30 (p. 26)

Session 1	Apr 8-11	Training Center
-----------	----------	-----------------

Pipelayer's Certification (p. 26)

Session 1	Nov 20	Training Center
Session 2	Jan 25	Training Center
Session 3	Feb 26	Training Center
Session 4	Mar 11	Training Center
Session 5	Mar 25	Training Center

MEMBER EDUCATION**Know Your Union for Apprentices (p. 28)**

Session 1	Jan 2	Zoom
Session 2	Feb 7-8	Zoom

Pipeline Stewardship Training (p. 28)

Session 1	Mar 4-5	Fargo
Session 2	Mar 7-8	Training Center

ONLINE**FAA Test Preparation (p. 30)**

Online Self-Paced

General Machine Maintenance (p. 30)

Online Self-Paced or In Person

GPS Emulator Online (p. 30)

Online Self-Paced

Introduction to Cranes (p. 30)

Online Self-Paced

Cranes in Construction (p. 30)

Online Self-Paced

SPECIALTY**CDL Class A Endorsement (p. 32)**

Call the CDL department for scheduling
ext. 1010

Lowboy Training (p. 32)

Call the CDL department for scheduling
ext. 1010

Curb Machine (p. 35)

Session 1	Mar 26-28	Miller Machine
Session 2	Apr 16-18	Gomaco Machine

General Machine Maintenance (In Person)**(p.30)**

Session 1	Oct 30-Nov 3
Session 2	Dec 11-15
Session 3	Apr 8-12

Hydro Vac Truck (p. 34)

Session 1	Feb 12-13
Session 2	Feb 14-15

Milling and Reclamation (p. 35)

Session 1	Nov 27-Dec 1
-----------	--------------

Paving Operations (p. 34)

Session 1	Apr 1-5
Session 2	Apr 8-12
Session 3	Apr 15-19

Post Pounder (p. 34)

Session 1	TBD
-----------	-----

Welding (p. 34)

Session 1	Nov 13-17
Session 2	Dec 4-8
Session 3	Jan 8-12
Session 4	Feb 12-16
Session 5	Mar 4-8
Session 6	Mar 18-22
Session 7	Apr 1-5

Grade Stakes, Layout & Plan Reading (p. 35)

Session 1	Oct 30-Nov 3	Zoom
Session 2	Nov 6-10	Zoom
Session 3	Nov 13-17	Zoom
Session 4	Nov 27-Dec 1	TC
Session 5	Dec 4-8	Zoom
Session 6	Dec 11-15	Zoom
Session 7	Dec 18-21	Zoom
Session 8	Jan 8-12	TC
Session 9	Jan 15-19	Zoom
Session 10	Jan 22-26	Zoom
Session 11	Jan 29-Feb 2	Zoom
Session 12	Feb 5-9	TC
Session 13	Feb 12-16	Zoom
Session 14	Feb 19-23	Zoom
Session 15	Feb 26-Mar 1	Zoom
Session 16	Mar 4-8	TC
Session 17	Mar 11-15	Zoom
Session 18	Mar 18-22	Zoom
Session 19	Mar 25-29	Zoom

Grade Stakes – Refresher (p.35)

Session 1	Jan 2-3	Zoom
Session 2	Jan 4-5	Zoom

GPS Rover (p. 35)

Session 1	Apr 1-5	Trimble
Session 2	Apr 8-12	Topcon
Session 3	Apr 15-19	Trimble
Session 4	Apr 22-26	Topcon

BACK-TO-BACK SAFETY CLASSES BY LOCATION

To prevent jeopardizing our accreditation to train, if you are late OR leave early from a safety course, you will have to reschedule your class and certifications will not be given. No exceptions.

BAGLEY - 7 am

Mon, Mar 11	MSHA Refresher
Tue Mar 12	Hazwoper Refresher
Wed, Mar 13	CPR / First Aid

DULUTH - 7 am

Thu, Jan 18	MSHA Refresher
Fri, Jan 19	Hazwoper Refresher
Tue, Feb 20	Hazwoper Refresher
Wed, Feb 21	MSHA Refresher

FARGO - 7 am

Mon, Jan 15	MSHA Refresher
Tue, Jan 16	Hazwoper Refresher
Wed, Jan 17	CPR / First Aid

GRAND RAPIDS - 7 am

Wed, Nov 8	MSHA Refresher
Thu, Nov 9	Hazwoper, Refresher
Thu, Mar 14	MSHA Refresher
Fri, Mar 15	Hazwoper Refresher

MANDAN - 7 am

Mon, Nov 20	MSHA Refresher
Tue, Nov 21	OSHA 10
Wed, Nov 22	CPR / First Aid

MANKATO - 7 am

Tue, Dec 5	MSHA Refresher
Wed, Dec 6	Hazwoper Refresher
Thu & Fri, Jan 25-26	OSHA 10
Mon, Feb 5	MSHA Refresher
Tue, Feb 6	Hazwoper Refresher
Wed, Feb 7	CPR / First Aid
Thu, Feb 8	MSHA Refresher

MINNEAPOLIS - 7 am

Mon, Dec 18	MSHA Refresher
Tue, Dec 19	Hazwoper Refresher
Wed, Dec 20	CPR / First Aid
Thu, Jan 11	Hazwoper Refresher
Fri, Jan 12	MSHA Refresher
Wed & Thu, Feb 14-15	OSHA 10
Thu, Feb 29	MSHA Refresher
Fri, Mar 1	Hazwoper Refresher
Thu, Mar 7	MSHA Refresher
Fri, Mar 8	Asbestos Supervisor Refresher

ROCHESTER - 7 am

Mon, Jan 29	MSHA Refresher
Tue, Jan 30	Hazwoper Refresher
Wed, Jan 31	CPR / First Aid
Mon, Feb 26	MSHA Refresher
Tue, Feb 27	Hazwoper Refresher
Wed, Feb 28	CPR / First Aid

ST CLOUD - 7 am

Wed, Jan 3	CPR / First Aid
Thu, Jan 4	MSHA Refresher
Fri, Jan 5	Hazwoper Refresher
Mon, Jan 22	MSHA Refresher
Tue, Jan 23	Hazwoper Refresher
Wed, Jan 24	CPR / First Aid
Mon, Mar 4	MSHA Refresher
Tue, Mar 5	Hazwoper Refresher
Wed, Mar 6	CPR / First Aid

VIRGINIA - 7 am

Wed, Jan 17	MSHA Refresher
Thu, Jan 18	Hazwoper Refresher
Fri, Jan 19	CPR / First Aid
Thu, Feb 22	MSHA Refresher
Fri, Feb 23	Hazwoper Refresher
Thu, Mar 21	MSHA Refresher
Fri, Mar 22	Hazwoper Refresher

TRAINING CENTER - 8 am

Mon, Nov 13	Hazwoper, Refresher
Tue, Nov 14	MSHA Refresher
Wed, Nov 15	CPR / First Aid
Thu, Nov 16	Confined Space
Thu, Dec 14	MSHA Refresher
Fri, Dec 15	Hazwoper Refresher
Tue, Jan 23	Confined Space
Wed, Jan 24	Competent Person
Thu, Jan 25	Pipelayer Certification
Fri, Jan 26	MSHA Refresher
Thu, Feb 1	Confined Space
Fri, Feb 2	Asbestos Supervisor Refresher
Mon, Feb 5	Competent Person
Tue, Feb 6	Confined Space
Thu, Feb 22	MSHA Refresher
Fri, Feb 23	Hazwoper Refresher
Tue, Mar 12	MSHA Refresher
Wed, Mar 13	Hazwoper Refresher
Thu, Mar 14	CPR / First Aid
Mon, Mar 18	Competent Person
Mon, Mar 18	Confined Space
Tue, Mar 19	CPR / First Aid
Tue, Mar 26	Confined Space
Wed, Mar 27	CPR / First Aid
Thu, March 28	Hazwoper Refresher
Fri, Mar 29	MSHA Refresher
Mon & Tue, Apr 1-2	OSHA 10
Wed, Apr 3	MSHA Refresher

See schedule for additional safety dates!

DIRECTIONS

Local 49 Training Center Hinckley Address: 40276 Fishtail Road, Hinckley, MN 55037

Coming from the south or north, take 35W to the Hinckley exit. Go east on State Hwy 48 for nine miles to Cloverdale. Go right (south) on County Rd 21 to Fishtail Road (the road will "T" at this intersection). Take a left (east) on Fishtail Road to the first driveway on the right. You will see our sign, and follow the paved road in to the building.

Bagley Union Hall
1725 Central Street W
(218)694-6206

Fargo Union Hall
1518 Main Ave W
(701)297-4663

Minneapolis Union Hall (Main Hall)
2829 Anthony Lane S
(612)788-9441

St. Cloud Union Hall
2109 251st Street
(320)252-2162

Duluth Training Site
2002 London Rd
(218)724-3840

Mandan Union Hall
4072 County Road 82
(701)663-0407

Grand Rapids (Eagles Club)
1776 Pokegama Ave S
(218)326-4845

Sioux Falls
4009 W 49th St #102
(605)366-8868

Duluth Union Hall
1600 Miller Trunk Hwy
(218)724-3840

Mankato Union Hall
308 Lundin Blvd.
(507)625-3670

Rochester Hall
1765 Cty Road 16 SW
(507)535-5869

Virginia Union Hall
8381 Enterprise Dr N
(218)741-8190

HOTEL/MOTELS

Call the hotel and specifically request the Local 49 discount. Discounts will not be applied to online reservations.

Days Inn and America's Best Value Inn offer the discount.

*** For reimbursement, turn in a copy of your itemized receipt to your instructor.**

America's Best Value Inn
325 Fire Monument Road
Hinckley, MN 55037
(320) 384-6112


St. Croix Casino
30222 Hwy 35 & 77
Danbury, WI 54830
(715) 656-3444

Americas Quality Inn
60671 MN 23
Finlayson, MN 55735
(320)245-5284

Days Inn of Hinckley
104 Grindstone Court
Hinckley, MN 55037
(320) 384-7751

Grand Casino Hotel
777 Lady Luck Drive
Hinckley, MN 55037
1(800) 468-3517

LOCAL 49 TRAINING CENTER





40276 Fishtail Road
Hinckley, MN 55037

320-384-7093 | 866-494-8634
local49training.org

NON PROFIT ORG
US POSTAGE PAID
TWIN CITIES MN
PERMIT 3197

Congratulations to the following apprentices, who have completed the Apprenticeship Program!

Operating Engineer

Colby Adams
Riley Ames
Cole Anderly
Martin Cabrera
Jerrod Campbell
Jared Christopherson
Erik Cleasby
Sam Erickson
Tyler Fitzsimmons
Jeremy Fleck
Yinno Gomez
Ryan Gruenhagen
Shelly Guy
Jacob Jewison
Dylan Johnson
Laci Kaehler
Tasia Kelley
Maximus Killen
Tanner Kordosky
Mark LaDuke
Zachary Lawrence
Ryan Lobin
Faith Mager
Michael Masten
Spencer Meyer
Owen Miller
Josh Moen
Desmond Moody
Travis Moody
Derek Mosquera
Tyler Nickelsen
Michael Nordvik

Steve Northbird
Brandon O'Brien
Jase Oien
Nick Polzin
Blake Prehatney
Daniel Rezabek
Dallas Roth
Benjamin Schoen
Alex Shelly
Chaz Stuve
John Thauwald
Jacob Thralow
Michael Tretter
Trevor Valdez
Zachary Vilaysack
Wade Weibye
Willie Williams
Charles Winger
Ethan Wraspir

Universal Equipment Operator

Jacob Bartheld
Michael Berggren
Austin Bigaouette
David Bingham
Andrew Bohlman
John Brinkman
Hunter Burow
Jeremy Camilli
Chad Christiansen
Jeremiah Denzer
Branden Donley
Sam Femrite

Jack Goodmanson
Dylan Gruber
Robby Haataja
Justin Hanenberger
James Jelinek
Elliot Kast
Dillon Kjos
Trevor Martens
Thomas Nemanich, Jr.
Bret Ninefeldt
Payton Puhl
Geoffrey Ramaker
Colton Reynolds
Andrew Ripka
Ryan Ross
Nolan Sand
Logan Seiler
Oscar Serna
Nicholas Tangen
Jeremy Wright

Universal Mechanic

Boone Blaschko
Justice Lushine
Brandon Marttila
Nicholas Skraba

Crane

Alex Gillespie
Paul Neeley
Tyler Olsen
Nicholas Radotich