




US LP Operations

On-Line Safety Training Access & Enrollment - 2015



- 1) Go to <http://www.enbridgemplp.rncod.com>
- 2) Click **CREATE YOUR ACCOUNT**
- 3) **REGISTRATION KEY ENTER ---- 1LPUS2015 (IF NOT RECOGNIZED REFRESH SCREEN)**
- 4) **COMPLETE REGISTRATION PAGE** → *Self Explanatory, but below are some tips...*
 - a. Contact info is typically an email address, but cell phone will work in a pinch
 - b. Select your contractor company name from drop down menu. (Please review list closely before manually entering as noted in next steps)
 - c. If your contractor company is not there select UNLISTED → Type name of company in text box provided
 - d. **Do not select Enbridge Energy unless you work for Enbridge Energy directly**
- 5) **COMPLETE ASSIGNED COURSES;**

	2015 US/LP Operations - Electrical Safety Awareness – AEP – Live Wire Electrical Safety to heighten awareness of the electrical hazards of all performing work on Right Of Way. Video courtesy of American Electrical Power
	2015 US/LP Operations - Enbridge Environmental Orientation - Annual Enbridge Orientation Training & Quiz
	2015 US/LP Operations - Enbridge Safety Orientation - This course covers the requirements and expectations of everyone who is working on an Enbridge project.

6) Returning Users

- a. Enter USER-ID and PASSWORD & Click LOGIN Button
- b. Continue/complete listed assignment(s)

7) Upon Course completion

- a. PRINT COMPLETION CERTIFICATE EACH TIME A COURSE IS COMPLETED OR AFTER COMPLETING CLICK ON HISTORY – PRINT TRANSCRIPT
- b. PRESENT PROOF OF COMPLETION TO SITE SAFETY INSPECTOR FOR STICKERS
- c. RETAIN THOSE DOCUMENTS AND KEEP ON YOU UNTIL YOU GET YOUR STICKERS